

HIMALAYA Live Sauce Cart - Tropaya (TPA) (Lot #312-S544)

METRC Batch: 1A406030000477D000001108, 1A406030000477D000001109

METRC Sample: 1A4060300005141000125556

Sample ID: 2312ENC2913_8923

Strain: Tropaya

Matrix: Concentrates & Extracts

Type: Live Resin

Batch#: #312-S544

Collected: 12/01/2023
Received: 12/01/2023
Completed: 12/05/2023
Sample Size: 20 units; Batch: 6,287 units

Distributor
Korben Labs, LLC

Lic. # C11-0000834-LIC
241 Lathrop Way,
Suite A,
Sacramento, CA, 95815

Producer
Korben Labs, LLC

Lic. # CDPH-10002731
241 Lathrop Way
Suite A
Sacramento, CA 95815



Summary

Test	Date Tested	Instr. Method	Result
Batch			Pass
Cannabinoids	12/04/2023	LC-DAD	Pass
Terpenes	12/04/2023	GC-MS	Complete
Pesticides	12/04/2023	LC-MS	Pass
Mycotoxins	12/04/2023	LC-MS	Pass
Residual Solvents	12/04/2023	HS-GC-MS	Pass
Microbial Impurities	12/05/2023	qPCR	Pass
Heavy Metals	12/05/2023	ICP-MS	Pass
Foreign Matter	12/04/2023	Visual Inspection	Pass

Cannabinoids

Method: SOP EL-CANNABINOIDS

76.547 %

Total THC

0.413 %

Total CBD

83.721 %

Total Cannabinoids

Analytes	LOD	LOQ	Result	Result	Result
	mg/g	mg/g	%	mg/g	mg/unit
THCa	0.235	0.712	2.980	29.80	29.80
Δ9-THC	0.251	0.762	73.933	739.33	739.33
Δ8-THC	0.278	0.842	ND	ND	ND
THCVa	0.271	0.821	ND	ND	ND
THCV	0.280	0.849	0.429	4.29	4.29
CBDa	0.246	0.746	0.175	1.75	1.75
CBD	0.237	0.719	0.260	2.60	2.60
CBN	0.224	0.677	0.685	6.85	6.85
CBGa	0.267	0.810	1.347	13.47	13.47
CBG	0.246	0.747	2.946	29.46	29.46
CBCa	0.218	0.660	0.309	3.09	3.09
CBC	0.256	0.776	1.249	12.49	12.49
Total THC			76.547	765.47	765.470
Total CBD			0.413	4.13	4.132
Total Cannabinoids			83.721	837.21	837.213
Sum of Cannabinoids			84.313	843.13	843.130

1 Unit = 1g;

Total THC = THCa * 0.877 + Δ9-THC + Δ8-THC; Total CBD = CBDa * 0.877 + CBD; Total Cannabinoids = (cannabinoid acid forms * 0.877) + cannabinoids; Sum of Cannabinoids = cannabinoid acid forms + cannabinoids; LOQ = Limit of Quantitation; LOD = Limit of Detection; NT = Not Tested; ND = Not Detected. The reported result is based on a sample weight with the applicable moisture content for that sample. Foreign Material Method: SOP EL-FOREIGN; Moisture and Water Activity Method: SOP EL-WATER



Mary Beth Smith
Mary Beth Smith
Compliance Manager | 12/05/2023



HIMALAYA Live Sauce Cart - Tropaya (TPA) (Lot #312-S544)

METRC Batch: 1A406030000477D000001108, 1A406030000477D000001109

METRC Sample: 1A4060300005141000125556

Sample ID: 2312ENC2913_8923

Strain: Tropaya

Matrix: Concentrates & Extracts

Type: Live Resin

Batch#: #312-S544

Collected: 12/01/2023

Received: 12/01/2023

Completed: 12/05/2023

Sample Size: 20 units; Batch: 6,287 units

Distributor

Korben Labs, LLC

Lic. # C11-0000834-LIC

241 Lathrop Way,

Suite A,

Sacramento, CA, 95815

Producer

Korben Labs, LLC

Lic. # CDPH-10002731

241 Lathrop Way

Suite A

Sacramento, CA 95815

Terpenes






Method: EL-TERPENES

Analytes	LOD	LOQ	Result	Result
	mg/g	mg/g	%	mg/g
β-Caryophyllene	0.094	0.372	3.451	34.51
δ-Limonene	0.045	0.372	1.412	14.12
α-Humulene	0.037	0.372	1.257	12.57
α-Bisabolol	0.113	0.372	1.185	11.85
β-Myrcene	0.087	0.372	1.010	10.10
Linalool	0.058	0.372	0.296	2.96
Guaiol	0.109	0.372	0.268	2.68
β-Pinene	0.051	0.372	0.129	1.29
Fenchol	0.052	0.372	0.122	1.22
α-Pinene	0.054	0.372	0.120	1.20
trans-Nerolidol	0.121	0.372	0.074	0.74
Caryophyllene Oxide	0.111	0.372	0.050	0.50
Camphene	0.032	0.372	0.044	0.44
Terpinolene	0.081	0.372	<LOQ	<LOQ
Borneol	0.082	0.372	<LOQ	<LOQ
Fenchone	0.059	0.372	<LOQ	<LOQ
p-Cymene	0.035	0.372	<LOQ	<LOQ
α-Phellandrene	0.064	0.372	ND	ND
δ-3-Carene	0.044	0.372	ND	ND
α-Terpinene	0.067	0.372	ND	ND
Eucalyptol	0.062	0.372	ND	ND
Ocimene	0.094	0.372	ND	ND
γ-Terpinene	0.067	0.372	ND	ND
Camphor	0.067	0.559	ND	ND
Valencene	0.096	0.372	ND	ND
cis-Nerolidol	0.093	0.372	ND	ND
Sabinene	0.037	0.372	ND	ND
Sabinene Hydrate	0.071	0.372	ND	ND
Isopulegol	0.114	0.745	ND	ND
Isoborneol	0.032	0.372	ND	ND
Menthol	0.114	0.372	ND	ND
Nerol	0.078	1.862	ND	ND
Pulegone	0.077	0.372	ND	ND
Geraniol	0.107	1.862	ND	ND
Geranyl Acetate	0.089	1.862	ND	ND
α-Cedrene	0.067	0.372	ND	ND
Cedrol	0.064	0.372	ND	ND
Total			9.485	94.846

Date Tested: 12/04/2023

LOQ = Limit of Quantitation; LOD = Limit of Detection; NT = Not Tested; ND = Not Detected.

Primary Aromas

 Clove	 Citrusy	 Hops	 Chamomile	 Musky
--	--	---	--	--



Mary Beth Smith
Mary Beth Smith
Compliance Manager | 12/05/2023



HIMALAYA Live Sauce Cart - Tropaya (TPA) (Lot #312-S544)

METRC Batch: 1A406030000477D000001108, 1A406030000477D000001109

METRC Sample: 1A4060300005141000125556

Sample ID: 2312ENC2913_8923

Strain: Tropaya

Matrix: Concentrates & Extracts

Type: Live Resin

Batch#: #312-S544

Collected: 12/01/2023

Received: 12/01/2023

Completed: 12/05/2023

Sample Size: 20 units; Batch: 6,287 units

Distributor

Korben Labs, LLC

Lic. # C11-0000834-LIC

241 Lathrop Way,

Suite A,

Sacramento, CA, 95815

Producer

Korben Labs, LLC

Lic. # CDPH-10002731

241 Lathrop Way

Suite A

Sacramento, CA 95815

Pesticides

Method: EL-PESTMYCOLCMS

Analytes	LOD	LOQ	Limit	Result	Status	Analytes	LOD	LOQ	Limit	Result	Status
	µg/g	µg/g	µg/g	µg/g			µg/g	µg/g	µg/g	µg/g	
Abamectin	0.005	0.02	0.10	ND	Pass	Fludioxonil	0.01	0.05	0.10	ND	Pass
Acephate	0.002	0.01	0.10	ND	Pass	Hexythiazox	0.005	0.02	0.10	ND	Pass
Acequinocyl	0.01	0.02	0.10	ND	Pass	Imazalil	0.05	0.1	0.05	ND	Pass
Acetamiprid	0.005	0.02	0.10	ND	Pass	Imidacloprid	0.005	0.02	5.00	ND	Pass
Aldicarb	0.05	0.1	0.05	ND	Pass	Kresoxim Methyl	0.005	0.02	0.10	ND	Pass
Azoxystrobin	0.005	0.02	0.10	ND	Pass	Malathion	0.02	0.05	0.50	ND	Pass
Bifenazate	0.005	0.01	0.10	ND	Pass	Metalaxyl	0.002	0.005	2.00	ND	Pass
Bifenthrin	0.02	0.05	3.00	ND	Pass	Methiocarb	0.05	0.1	0.05	ND	Pass
Boscalid	0.02	0.05	0.10	ND	Pass	Methomyl	0.01	0.02	1.00	ND	Pass
Captan	0.2	0.3	0.70	ND	Pass	Parathion Methyl	0.02	0.05	0.02	ND	Pass
Carbaryl	0.02	0.05	0.50	ND	Pass	Mevinphos	0.02	0.05	0.02	ND	Pass
Carbofuran	0.05	0.1	0.05	ND	Pass	Myclobutanil	0.005	0.01	0.10	ND	Pass
Chlorantraniliprole	0.002	0.01	10.00	ND	Pass	Naled	0.01	0.02	0.10	ND	Pass
Chlordane	0.05	0.1	0.05	ND	Pass	Oxamyl	0.005	0.01	0.50	ND	Pass
Chlorfenapyr	0.05	0.1	0.05	ND	Pass	Paclobutrazol	0.05	0.1	0.05	ND	Pass
Chlorpyrifos	0.05	0.1	0.05	ND	Pass	PCNB	0.02	0.05	0.10	ND	Pass
Clofentezine	0.01	0.02	0.10	ND	Pass	Permethrin	0.02	0.05	0.50	ND	Pass
Coumaphos	0.02	0.05	0.02	ND	Pass	Phosmet	0.01	0.02	0.10	ND	Pass
Cyfluthrin	0.05	0.1	2.00	ND	Pass	Piperonyl Butoxide	0.02	0.05	3.00	ND	Pass
Cypermethrin	0.1	0.2	1.00	ND	Pass	Prallethrin	0.005	0.02	0.10	ND	Pass
Daminozide	0.02	0.05	0.02	ND	Pass	Propiconazole	0.005	0.01	0.10	ND	Pass
Diazinon	0.002	0.01	0.10	ND	Pass	Propoxure	0.05	0.1	0.05	ND	Pass
Dichlorvos	0.02	0.05	0.02	ND	Pass	Pyrethrins	0.02	0.05	0.50	ND	Pass
Dimethoate	0.02	0.05	0.02	ND	Pass	Pyridaben	0.005	0.01	0.10	ND	Pass
Dimethomorph	0.005	0.02	2.00	ND	Pass	Spinetoram	0.005	0.01	0.10	ND	Pass
Ethoprophos	0.05	0.1	0.05	ND	Pass	Spinosad	0.005	0.01	0.10	ND	Pass
Etofenprox	0.05	0.1	0.05	ND	Pass	Spiromesifen	0.01	0.02	0.10	ND	Pass
Etoazole	0.005	0.02	0.10	ND	Pass	Spirotetramat	0.005	0.01	0.10	ND	Pass
Fenhexamid	0.005	0.02	0.10	ND	Pass	Spiroxamine	0.05	0.1	0.05	ND	Pass
Fenoxycarb	0.05	0.1	0.05	ND	Pass	Tebuconazole	0.005	0.01	0.10	ND	Pass
Fenpyroximate	0.005	0.02	0.10	ND	Pass	Thiacloprid	0.02	0.05	0.02	ND	Pass
Fipronil	0.05	0.1	0.05	ND	Pass	Thiamethoxam	0.005	0.01	5.00	ND	Pass
Flonicamid	0.01	0.02	0.10	ND	Pass	Trifloxystrobin	0.005	0.01	0.10	ND	Pass

Date Tested: 12/04/2023

LOQ = Limit of Quantitation; LOD = Limit of Detection; NT = Not Tested; ND = Not Detected.



Mary Beth Smith
Mary Beth Smith
Compliance Manager | 12/05/2023



HIMALAYA Live Sauce Cart - Tropaya (TPA) (Lot #312-S544)

METRC Batch: 1A406030000477D000001108, 1A406030000477D000001109

METRC Sample: 1A4060300005141000125556

Sample ID: 2312ENC2913_8923

Strain: Tropaya

Matrix: Concentrates & Extracts

Type: Live Resin

Batch#: #312-S544

Collected: 12/01/2023

Received: 12/01/2023

Completed: 12/05/2023

Sample Size: 20 units; Batch: 6,287 units

Distributor

Korben Labs, LLC

Lic. # C11-0000834-LIC

241 Lathrop Way,

Suite A,

Sacramento, CA, 95815

Producer

Korben Labs, LLC

Lic. # CDPH-10002731

241 Lathrop Way

Suite A

Sacramento, CA 95815

Mycotoxins

Method: EL-PESTMYCOLCMS

Analytes	LOD	LOQ	Limit	Result	Status
	µg/kg	µg/kg	µg/kg	µg/kg	
Aflatoxin B1	1.00	2.00		ND	Tested
Aflatoxin B2	1.00	2.00		ND	Tested
Aflatoxin G1	2.00	4.00		ND	Tested
Aflatoxin G2	1.00	2.00		ND	Tested
Ochratoxin A	4.00	10.00	20.00	ND	Pass
Total Aflatoxins			20.00	ND	Pass

Date Tested: 12/04/2023

LOQ = Limit of Quantitation; LOD = Limit of Detection; NT = Not Tested; ND = Not Detected.

Residual Solvents

Method: EL-RES_SOLVENTS

Analytes	LOD	LOQ	Limit	Result	Status
	µg/g	µg/g	µg/g	µg/g	
Acetone	33.00	100.00	5000	ND	Pass
Acetonitrile	10.00	30.00	410	ND	Pass
Benzene	0.09	0.28	1	ND	Pass
Butane	10.00	30.00	5000	39.71	Pass
Chloroform	0.10	0.29	1	ND	Pass
Ethanol	10.00	30.00	5000	125.76	Pass
Ethyl-Acetate	10.00	30.00	5000	ND	Pass
Ethyl-Ether	10.00	30.00	5000	ND	Pass
Ethylene Oxide	0.08	0.24	1	ND	Pass
Heptane	10.00	30.00	5000	ND	Pass
n-Hexane	10.00	30.00	290	ND	Pass
Isopropanol	10.00	30.00	5000	ND	Pass
Methanol	10.00	30.00	3000	ND	Pass
Methylene-Chloride	0.10	0.31	1	ND	Pass
1,2-Dichloro-Ethane	0.10	0.29	1	ND	Pass
Pentane	10.00	30.00	5000	ND	Pass
Propane	10.00	30.00	5000	ND	Pass
Toluene	10.00	30.00	890	ND	Pass
Xylenes	20.00	60.00	2170	ND	Pass
Trichloroethene	0.10	0.29	1	ND	Pass

Date Tested: 12/04/2023

LOQ = Limit of Quantitation; LOD = Limit of Detection; NT = Not Tested; ND = Not Detected.



Mary Beth Smith
Mary Beth Smith
Compliance Manager | 12/05/2023



HIMALAYA Live Sauce Cart - Tropaya (TPA) (Lot #312-S544)

METRC Batch: 1A406030000477D000001108, 1A406030000477D000001109

METRC Sample: 1A4060300005141000125556

Sample ID: 2312ENC2913_8923

Strain: Tropaya

Matrix: Concentrates & Extracts

Type: Live Resin

Batch#: #312-S544

Collected: 12/01/2023

Received: 12/01/2023

Completed: 12/05/2023

Sample Size: 20 units; Batch: 6,287 units

Distributor

Korben Labs, LLC

Lic. # C11-0000834-LIC

241 Lathrop Way,

Suite A,

Sacramento, CA, 95815

Producer

Korben Labs, LLC

Lic. # CDPH-10002731

241 Lathrop Way

Suite A

Sacramento, CA 95815

Microbial Impurities

Method: SOP EL-MICROBIALS

Analytes	Result	Status
Aspergillus flavus	Not Detected in 1g	Pass
Aspergillus fumigatus	Not Detected in 1g	Pass
Aspergillus niger	Not Detected in 1g	Pass
Aspergillus terreus	Not Detected in 1g	Pass
Shiga toxin-producing Escherichia coli	Not Detected in 1g	Pass
Salmonella spp	Not Detected in 1g	Pass

Date Tested: 12/05/2023

Heavy Metals

Method: SOP EL-HEAVYMETALS

Analytes	LOD	LOQ	Limit	Result	Status
	µg/g	µg/g	µg/g	µg/g	
Arsenic	0.012	0.036	0.200	ND	Pass
Cadmium	0.015	0.044	0.200	ND	Pass
Lead	0.055	0.167	0.500	ND	Pass
Mercury	0.005	0.015	0.100	ND	Pass

Date Tested: 12/05/2023

LOQ = Limit of Quantitation; LOD = Limit of Detection; NT = Not Tested; ND = Not Detected.



Mary Beth Smith
Mary Beth Smith
Compliance Manager | 12/05/2023

